



AREWA LOCAL GOVERNMENT

**AUDITED FINANCIAL STATEMENTS FOR THE
YEAR ENDED DECEMBER, 2020**

SUBMITTED TO

**AUDITOR GENERAL FOR LOCAL
GOVERNMENTS KEBBI STATE**

TABLE OF CONTENTS

S/N	DESCRIPTIONS	PAGE
1.	TABLE OF CONTENTS	1
2.	RESPONSIBILITY FOR FINANCIAL STATEMENT	2
3.	AUDIT CERTIFICATE	5
4.	CASH-FLOW STATEMENT	6
5.	STATEMENT OF ASSETS AND LIABILITIES	7
6.	SCHEDULE OF REVENUE	8
7.	SCHEDULE OF EXPENDITURE	9
8.	BANK RECONCILIATION STATEMENT	10
9.	TRIAL BALANCE	11
10.	SCHEDULE OF INVESTMENT	12
11.	SCHEDULE OF DEPOSIT	13
12.	GENERAL SUMMARY	14
13.	COPY OF BANK STATEMENT	


STATEMENT OF FINANCIAL RESPONSIBILITY

AREWA LOCAL GOVERNMENT

These Financial Statements have been prepared by the Treasurer of Arewa Local Government Council in accordance with the provision of the Finance (Council and Management) Act 1958 as amended. The Financial Statements complies with generally accepted accounting practice.

The Treasurer is responsible for establishing and maintaining a system of internal controls designed to provide reasonable assurance that the transactions recorded are within statutory authority and properly recorded the use of all public financial resources by the Local Government Council. To the best of my knowledge, this system of internal control has operated adequately throughout the reporting period.

Sign: _____
Treasurer




Date: 25/02/2021


We accept responsibility for the intergrity of these financial statements, the information they contain and their compliance with the Finance (Control and Management Act 1958as amended).

our opinion, these financial statements fairly reflect the financial position of Local Government as at 31st December, 2020 and its operations for the year ended on that date.

Treasurer



Chairman



Date

25/02/2021

Date

25/02/2021

STATEMENT OF OPINION OF THE AUDITOR GENERAL FOR LOCAL GOVERNMENT

The attached Financial Statement has been examined in accordance with the section 126 of Kebbi State Local Government Laws No.5 of 1999. I have obtained all the information and explanations required for the audit and certify the accounts subjects to the observation made in part 11 of this, as provided in section 150(1) of Local Government Law No. 20 of 1976, that in my opinion, the surplus and deficit statements represent a true and fair view of the Financial transaction of **AREWALOCAL GOVERNMENT** for the year ended 31st December, 2020 and the statement of Assets and Liabilities show a true fair view of the state of affairs of the Local Government at date.



BasharuBala Bashar
Auditor– General for Local Government
Kebbi State.

AREWA LOCAL GOVERNMENT
STATEMENT OF CASH FLOW AS AT 31ST DECEMBER, 2020

ASSETS	NOTE	2020	2019
RECEIPTS	-	-	-
Internally Generated Revenue	3	34,350,000.97	31,852,505.59
Grant Subvention	4		
VAT	5	483,364,232.38	
Statutory Allocation	6	2,248,915,491.73	1,708,335,053.21
Miscellaneous	7		
Total Receipts		2,766,629,725.08	1,740,207,558.80
PAYMENTS			
Personal Enrolment	8	564,515,784.96	645,058,598.50
Education Services		530,530,797.72	674,522,917.40
Transport Service		330,000,000.00	166,902,986.73
Health Services		35,850,811.44	32,555,092.66
Mining & Petro-Chemical Services			
Agricultural Services		31,405,978.29	29,646,318.89
Other General Nature	9	1,235,931,035.21	179,865,000.89
TOTAL PAYMENTS		2,728,234,407.62	1,728,369,515.07
Net Cash flow from operating Activities		38,395,317.46	11,838,043.78
CASH FLOW FROM INVESTMENT ACTIVITIES			
Purchase and Construction of Assets	10		
Purchase of Government property			
Purchase of Financial Market Instrument		(18,540,000.00)	(18,540,000.00)
Proceeds from Sale of Assets			
Net Cash Flow From Investing Activities		19,855,317.46	3,298,043.78
CASH FLOW FROM FINANCING ACTIVITIES			
Proceeds from loan & Other Borrowing			
Dividend Received			
Payment of Loan			
Net Cash flow from Financing Activity		19,855,317.46	3,298,043.78
Net Increase/Decrease in Cash& its equivalent		19,855,317.46	2,885,317.14
Cash & its equivalent as at 01/01/2020		6,183,370.92	2,885,317.14
Cash & its equivalent as at 312/1/2020		26,038,688.41	6,183,370.92

AREWA LOCAL GOVERNMENT
STATEMENT OF ASSETS AND LIABILITIES AS AT

31ST DECEMBER, 2020

STATEMENT NO. 4

S/N	PARTICULARS	2020	2019
	<u>ASSETS</u>		
1.	CASH AT BANK	26,038,688.41	1,854,095.35
2.	INVESTMENT	18,404,000.00	8,540,000.00
3.	ADVANCES	17,208,391.22	17,208,391.22
	TOTAL	61,651,079.63	28,633,718.36
	<u>LIABILITIES</u>		
4.	DEPOSIT	16,795,647.58	16,795,647.58
5.	GENERAL REVENUE BALANCE	44,855,405.05	11,838,043.78
6.	LOAN	-	-
7.	OVER DRAFT	-	-
		61,651,079.63	28,633,718.36

**AREWA LOCAL GOVERNMENT
SCHEDULE OF REVENUE FOR THE YEAR ENDED
31ST DECEMBER, 2020**

STATEMENT NO. 5

HEADS	DESCRIPTION	2020	2019
1001	TAXES	6,200,000.00	6,100,500.00
1002	RATE	200,000.50	-
1003	LOCAL LICENCE, FEST & FINE	10,150,000.47	9,047,500.59
1004	EARNING FROM COMMERCIAL UNDERTAKING	9,800,000.00	9,630,248.00
1005	RENT ON GOVERNMENT PROPERTY	8,000,000.00	7,072,257.59
	TOTAL IGR	34,350,000.97	31,852,505.59
1006	INTEREST PAYMENT & DIVIDENT		
1007	GRANT		
1008	MISCELLANEOUS		
1009	STATUTORY ALLOCATION	2,732,279,724.11	1,708,355,053.21
	TOTAL IGR/STATUTORY ALLOCATION	2,766,629,725.08	1,740,207,558.80

**AREWA LOCAL GOVERNMENT
SCHEDULE OF EXPENDITURE FOR THE YEAR ENDED
31ST DECEMBER, 2020**

STATEMENT NO. 5

HEADS	DESCRIPTION	2020	2019
2001	OFFICE OF THE CHAIRMAN	77,139,957.78	20,201,008.00
2002	OFFICE OF THE SECRETARY	4,784,340.00	2,356,752.00
2003	COUNCIL	33,061,962.78	20,601,864.00
2004	CENTRAL ADMINISTRATION	100,075,420.81	47,784,091.21
2005	FINANCE AND SUPPLY	163,825,549.40	86,756,679.06
2006	SOCIAL & EDUCATION	863,916,080.19	354,706,577.39
2007	P.H.C	256,548,125.32	209,552,855.98
2008	AGRICULTURE	33,575,425.20	31,922,651.84
2009	WORKS AND HOUSING	57,526,619.29	41,452,283.88
2010	TRADITIONAL RULERS	150,505,988.73	123,654,736.18
2011	MISCELLANEOUS JOINT A/C	11,695,632.60	7,938,094.01
2012	25% LOCAL GOV'T JOINT PROJECT	353,351,151.42	106,675,575.71
2016	BUDGET AND PLANNING	24,835,337.71	42,034,771.84
	TOTAL RECURRENT EXPENDITURE	2,124,381,505.87	1,349,039,834.82
	CAPITAL EXPENDITURE	597,392,814.16	382,209,007.36
	TOTAL	2,728,234,407.59	1,731,248,842.18

**AREWA LOCAL GOVERNMENT
TRIAL BALANCE AS AT 31ST DECEMBER, 2020**

S/N	PARTICULARS	DR	CR
1.	CASH AT BANK	26,038,688.41	
2.	INVESTMENT	18,404,000.00	
3.	ADVANCES	17,208,391.63	
4.	DEPOSIT		16,795,674.58
5.	GENERAL REVENUE BALANCE		44,855,405.05
	TOTAL	61,651,080.63	61,651,079.63

**AREWA LOCAL GOVERNMENT
BANK RECONCILIATION ACCOUNT AS AT 31ST DECEMBER, 2020**

ACCOUNT NUMBER: 2028452799

WITH FIRST BANK

BALANCE PER CASH BOOK: 26,058,597.19

LESS BANK CHARGES 19,908.78

BALANCE PER BANK STATEMENT: 26,038,688.41

**AREWA LOCAL GOVERNMENT
SCHEDULE OF INVESTMENT FOR THE YEAR ENDED
31ST DECEMBER, 2020**

S/N	TYPE OF INVESTMENT	OPENING BALANCE	FOR THE YEAR ENDED	CLOSING BALANCE
1.	CEMENT COMPANY OF NORTHERN NIG.	500,000.00	-	800,000.00
2.	KEBBI HOME SAVINGS & LAONS	6,404,000.00	10,000,000.00	11,904,000.00
3.	URBAN DEVELOPMENT BANK	500,000.00	-	500,000.00
4.	MICRO FINANCE KANGIWA	500,000.00	-	580,000.00
5.	FIDELITY BANK	500,000.00	-	500,000.00
		18,404,000.00	10,000,000.00	18,404,000.00

**AREWA LOCAL GOVERNMENT COUNCIL
SCHEDULE OF DEPOSIT FOR THE YEAR ENDED AT
31ST DECEMBER, 2020**

CLASSIFICATION	TYPE OF DEPOSIT	OPENING BALANCE	DR	CR	CLOSING BALANCE
D/3	WHT	8,397,837.29	8,000,000.00	8,000,000.00	8,397,837.29
D/2	VAT	4,172,837.29	8,000,000.00	8,000,000.00	4,172,837.29
D/12	NHF	4,225,000.00	-	-	4,225,000.00
TOTAL		16,795,674.58	16,000,000.00	16,000,000.00	16,795,674.58

**AREWA LOCAL GOVERNMENT
GENERAL SUMMARY JANUARY – DECEMBER, 2020**

S/N	MONTH	AMOUNT
1.	JANUARY	491,291,929.42
2.	FEBRUARY	195,367,916.45
3.	MARCH	179,337,607.09
4.	APRIL	190,128,263.59
5.	MAY	313,797,104.11
6.	JUNE	187,130,997.27
7.	JULY	187,417,580.94
8.	AUGUST	214,475,049.18
9.	SEPTEMBER	187,893,747.27
10.	OCTOBER	216,080,977.19
11.	NOVEMBER	171,747,546.49
12.	DECEMBER	197,611,005.11
	TOTAL	2,732,279,724.11